


A New Dimension  
In International Commerce . . .

# The World Trade Center

In The Port of New York



**W**ALT WHITMAN'S words, "high growth of iron, slender, strong, light, splendidly uprising toward clear skies," were written of his beloved Port of New York\* and its "island sixteen miles long, solid-found" over 100 years ago. In spite of its vintage, this verse captured with succinct eloquence the structural characteristics and spirit of the twin 110-story towers of the new World Trade Center in the Port of New York. The dramatic architectural plan was recently announced by The Port of New York Authority. The Center will feature an attractive open Plaza of almost five acres and multi-level Plaza Buildings that will encircle the site except for one broad opening, the grand entrance to the complex. Construction

\* "City of hurried and sparkling waters!  
City of spires and masts!  
City nested in bays!  
My city!"  
from MANNAHATTA, Walt Whitman



## THE WORLD TRADE CENTER.

Project: The World Trade Center, a permanent, major addition to New York's international trade facilities, is being developed by The Port of New York Authority, the agency of the States of New York and New Jersey. The Center will bring together the services of government agencies and business involved in the processing and marketing of world trade. The centralization of these functions will greatly simplify and expedite the regulatory and administrative efforts related to international commerce and facilitate the expansion of trade between all nations.

Endorsement of the World Trade Center project has been received from numerous American Federal, State and municipal officials, including Secretary of State Dean Rusk, Secretary of Commerce Luther B. Hodges, Secretary of Treasury C. Douglas Dillon and Under Secretary of Commerce Franklin D. Roosevelt, Jr.

Site: The Center will be constructed on a 16-acre site in lower Manhattan, an area historically identified as a focal point for international trade activities.

Construction Cost: Approximately \$350 million.

Plan: Designed by the outstanding architectural firms of Minoru Yamasaki and Associates, and Emery Roth & Sons, the World Trade Center will add a new symbol of international trade to the world famed Manhattan skyline. The unique architectural plan comprises two great towers, each taller than any other building in the world, surrounded by a six story Plaza Building enhanced by an open plaza of almost five acres.

Access: An unsurpassed concentration of transportation facilities will provide direct access to the Center. These include all branches of the New York City subway system, direct commuter rail service to the neighboring State of New Jersey, bus lines, vehicular express and regular roadways. These transportation facilities provide exceptional access between the Center and all important, air, steamship, rail and bus terminals as well as to all points in the New York-New Jersey metropolitan area.





PAPHOTO CP-23602A

### SITE OF THE WORLD TRADE CENTER -- NEW YORK

The World Trade Center will be located on the west side of lower Manhattan in the heart of the Port of New York -- America's principal gateway and headquarters for world trade. This location offers maximum opportunities for expanded trade participation in the American economy.






```
(PATH)- PORT AUTHORITY TRANS-HUDSON
***** SUBWAY ROUTES
***** SUBWAY PLATFORMS
```




Structure (WTC archives)



THE WORLD TRADE CENTER

PAPHOTO WT.290






PAPHOTO WT. 285

The vast, five acre (two hectare) plaza will serve as the principal entrance to The World Trade Center. Offices of American and other government agencies will be located along glassed-in gallerias surrounding the plaza, offering excellent exposure to businessmen.





Five-acre open Plaza, bordered by reflecting pools, from which the twin, 110-story World Trade Center towers and multi-level Plaza Buildings rise. The structures occupy most of the 16-acre site in Lower Manhattan. Broad entrance to Plaza will be located near corner of Church and Dey Streets.

cost of the fabulous Center is estimated at \$350 million.

The two spectacular 1,350-foot-high towers and surrounding Plaza Buildings and Plaza will be located on 16 acres on the west side of Lower Manhattan—hub of international trade activities in the bi-state port. On the west, the boundary is West Street, which parallels the adjacent Hudson River; on the east, the line is formed by Church Street. Barclay and Vesey Streets on the north and Liberty Street on the south complete the boundaries. Included in this area are the existing Hudson Terminal Buildings and the outmoded terminal of the Port Authority-Trans-Hudson (PATH) system, the former Hudson and Manhattan Railroad. The Trade Center will include a new and spacious terminal for PATH and provide convenient access to subways (see pages 14-15).


The World Trade Center will consolidate as never before the public organizations, business firms, international corporations and ancillary services essential to the orderly handling of America's expanding exports and imports. The Center thus will be a convenient clearing house for the development, administration and expansion of United States trade with other nations—import as well as export. Here virtually an entire community of 50,000 people, the Center's daily working population, will be dedicated to streamlining and expanding world trade. These workers will be augmented by 80,000 daily visitors to the Center. Such a concentration of international specialists and the func-

tional characteristics of the buildings will assure that the Center will be recognized throughout the world as a focal point for the convenient and efficient handling of multi-lateral trade in all of its manifold aspects.

The vast undertaking will be a responsibility of The Port of New York Authority in accordance with legislation enacted by the States of New York and New Jersey. Cooperation between the two states on the project was underscored at the recent public unveiling of an impressive model of the World Trade Center by Governor Nelson A. Rockefeller of New York, Governor Richard J. Hughes of New Jersey, Deputy Mayor Edward F. Cavanagh of New York, who represented Mayor Robert F. Wagner, Mayor Thomas F. Whelan of Jersey City and other officials from state and municipal agencies. Chairman S. Sloan Colt of the Port Authority, in introducing the Governors, said: "What we are about to announce here . . . will, we hope, naturally and probably, be the world's greatest trade center." New Jersey's chief executive responded by lauding the Center as an "elegant fusion of art, commerce and statecraft." Governor Hughes also called the Center, "a magnificent architectural achievement."

The beneficial impact of the Center upon the construction industry [as much as \$200 million in wages to labor will be involved] was stressed by Governor Rockefeller, who also congratulated the architectural team (see pages 8-13 for architectural details) for an "achievement which






PAPHOTO WT. 270

A view of the air-conditioned glassed-in galleria surrounding The World Trade Center Plaza -- an ideal location for governmental representation.






PAPHOTO WT-491

The flexibility of The World Trade Center design offers exceptional opportunities for governments desirous of establishing national trade centers in New York. As shown here, the space available along the plaza galleria may be utilized for reception areas, offices and exhibits.





PAPHOTO WT-493

Complete flexibility of space design is also available in the column-free towers of The World Trade Center. Private offices, reception areas and meeting rooms can be placed in strategic proximity to exhibit facilities, thus facilitating world trade transactions.